

# JYOTHI CONCRETE BLOCKS

Creating Strong & Beautiful Spaces.




# JYOTHI

LIVING INNOVATIONS

**Jyothi Concrete Blocks** is ISO 9001-2015 Certified Company, another business vertical owned by Jyothi Group since 2001. The company manufactures various Concrete products such as Engineered Solid Blocks, Pavers and Kerb-stones. The concrete products are manufactured in a wide range of sizes, strengths and finishing offering total quality . Our concrete products gives complete stability to any type of constructions with consistent in quality. Jyothi Concrete Products are used for a wide variety of projects from single storey housing to multi-storey developments and commercial buildings.

Jyothi Concrete Blocks is a continuation of the Jyothi Group's journey of excellence. Spread over 5 acres of land, the Unit is located on Mysore road, Bangalore. With same philosophy, vision and business ethos, we also have a plan of manufacturing water drainage channels, paving slabs and related landscape products in the near future.



#### **Salient Features:**

- Fully Automated plant with German Curing Technology.
- Deliver unparalleled performance and high quality production.
- Exceptional quality of products matching international standards.
- Annual production capacity of 10 million units and above.

#### **Unique Advantages:**

- Concrete products with very high compressive strength.
- Manned by professional workforce.
- High dimensional accuracy.
- High resistance to weather and corrosive elements - highly durable.
- Highly attractive finish.
- Cuts down plastering cost due the superior external surface finish by Engineered Solid Blocks
- Products confirm to relevant IS standard.

# JYOTHI PRODUCTS


"Building block by block and enhancing strength..."

## APPLICATION AREAS

- ▶ Landscapes ▶ Residences ▶ Commercial Establishments
- ▶ Public Spaces
- ▶ Widely appreciated for its anti-glare and anti-skid nature.
- ▶ Can endure extreme hot and cold weather conditions
- ▶ Exhibits excellent strength.
- ▶ Excellent durability and resistant to oil and other toxic substances.
- ▶ Adequate skid resistance for vehicles and anti-slip element for pedestrian areas.
- ▶ Instant usability and long life span.




COST - EFFECTIVE



HIGH STRENGTH



BEAUTIFUL TEXTURE



EASY INSTALLATION



TIME SAVE



EXQUISITE FINISH



I - Shape



Square



Zig Zag



Flexy Flex



Solid Blocks



Rectangle



Kerb Stone



Grass Paver



S - Shape



Curing System : German Technology from Rotho



Machine : Fully Automated Manufacturing Plant



Storage : Extensive stockyard for storage of raw materials and finished goods



Automatic cubing & finger car system



Loading : High powered Palfinger trucks facilitate delivery of strapped products at the sites



**JYOTHI**

LIVING INNOVATIONS

**JYOTHI CONCRETE BLOCKS**

Survey No. 107/1, 107/2 & Survey No 73,

Koluru Village, Tavarekere Hobli,

Bangalore South Taluk

+91 99000 83366 / 92 / 60 / 52

sales@jyothigroups.com

[www.jyothigroups.com](http://www.jyothigroups.com)

“BUILT BY STRENGTH,  
HUMBLED BY TRUST”



WORLD CLASS  
TECHNOLOGY  
& PROCESSES



# JYOTHI GROUP OF COMPANIES

Over the past five decades, since its inception, Jyothi group has built growth and high-stature through consistent high-design and quality parameters that have truly made a significant difference to ease, comfort and efficiency to lives that interact with or inhabit these spaces. The company which once started as a small development firm has now turned into a reputed company with the third generation currently keeping up the family name and business.

They believe in possibilities. Most of Jyothi's projects have been built on people's trust and references. Every accomplishment becomes a foundation for them to do better, to dream bigger, and create a better future. Their impact on life is all-encompassing, be it the comfort of a home, efficiency in the office, recreation, shopping or space to learn and grow.

Courage and dedication through the passing generations has helped them spawn into a multi-vertical firm, making a mark in every promising industry the construction market has to offer. Their in-house Concrete Mixing Plant, Blocks & Pavers manufacturing unit, Aggregate Crusher Factory, Construction Sector, Industrial Construction Plan assures quality and security like never before. The Jyothi Group today has become a name that is synonymous with innovation.



JYOTHI CONSTRUCTION



JYOTHI CONMIX



JYOTHI CONCRETE BLOCKS



JYOTHI STONE CRUSHERS



**Curing System :** German Technology from Rotho



**Machine :** Fully Automated Manufacturing Plant




**Storage :** Extensive stockyard for storage of raw materials and finished goods



Automatic cubing & finger car system



**Loading :** High powered Palfinger trucks facilitate delivery of strapped products at the sites



Dimension: 400 x 200/100/150/200mm

### TECHNICAL SPECIFICATIONS

	4" ESB	6" ESB	8" ESB
Size (mm)	400 x 200 x 100	400 x 200 x 150	400 x 200 x 200
Density	1800	1800	1800
Water Absorb	<7%	<7%	<7%
1 Cubic Meter	125	83.33	62.5
1 Sq. Feet	1.16	1.16	1.16
1 Sq. Meter	12.5	12.5	12.5
Strength	>5 MPA	>5 MPA	>5 MPA


### ADVANTAGES OF ENGINEERED SOLID BLOCKS

Solid Blocks are extremely durable and are well suited for general building work and are primarily used as load bearing walls.

- Excellent load bearing capabilities
- Dimensional Accuracy
- High Durability
- Best in class load bearing material
- The fewer joints in concrete block masonry result in considerable saving in mortar
- A vital attribute for sustainability

### BLOCKS RANGE





Dimension: 200 x 100 x 60/80mm

### TECHNICAL SPECIFICATIONS

Size (mm)	200 x 100 x 60
Density	2050
Water Absorb	<3%
1 Cubic Meter	833
1 Sq. Feet	4.64
1 Sq. Meter	50
Strength	>35 MPA

### ADVANTAGES OF RECTANGLE PAVER

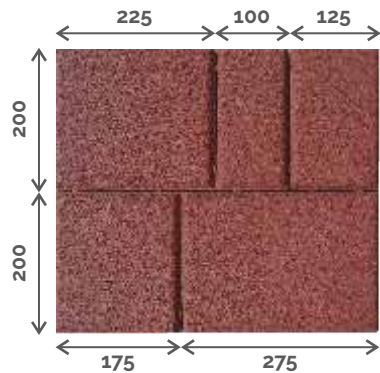
The Rectangular paver is one of the simplest and most widely used paver shapes worldwide. They are easy to pack and move, and can be laid in a wide range of interesting patterns that work well in most scenarios. With a high degree of resistance to loads, Rectangular pavers are commonly used for areas with high pedestrian traffic such as **commercial establishments, public spaces, residences & landscapes.**

### PATTERN TYPES



### COLOUR OPTIONS





Dimension: 450 x 400 x 65mm

### TECHNICAL SPECIFICATIONS

Size (mm)	450 x 400 x 65
Density	2050
Water Absorb	<3%
1 Cubic Meter	85 sets
1 Sq. Feet	1.92
1 Sq. Meter	5.5
Strength	>35 MPA

### ADVANTAGES OF FLEXY FLEX PAVER

One of most popular ranges, Flexy is a multi-faceted paving solution suitable for driveways, walkways, patios and everything in between. The versatility of Flexy truly comes to the fore when colours and finishes are mixed together to create a limitless array of design possibilities that attract the human eye with ease. Whether a simple residential setting or a larger public area, Flexy is a popular solution for most paving requirements. With a design that's modern and contemporary, it offers a clean, international look to any commercial or residential environment.

### PATTERN TYPES



### COLOUR OPTIONS





Dimension: 225 x 112.5 x 60/80mm

### TECHNICAL SPECIFICATIONS

Size (mm)	225 x 112.5 x 80
Density	2050
Water Absorb	<3%
1 Cubic Meter	494
1 Sq. Feet	3.67
1 Sq. Meter	39.52
Strength	>35 MPA

### ADVANTAGES OF ZIG ZAG PAVER

Economical and ubiquitous, the Zig Zag paver is one of our most popular paving solutions. The Zig Zag is most renowned for its superior locking strength. Its serrated edges ensure that each block fits snugly against the next, creating an interlocked pattern capable of taking on enormous loads. The inherent shape of the paver, with its two axis upon which concentrated loads can be placed, results in a uniform distribution of weight and an optimal release of tension. This explains the Zig Zag's outstanding durability, and why it is commonly used for covering large areas that witness heavy vehicular and pedestrian traffic.

### PATTERN TYPES




### COLOUR OPTIONS



# PAVERS

## SQUARE PAVER



Dimension: 200 x 200 x 60mm

### TECHNICAL SPECIFICATIONS

Size (mm)	200 x 200 x 60
Density	2050
Water Absorb	<3%
1 Cubic Meter	417
1 Sq. Feet	2.32
1 Sq. Meter	25
Strength	>35 MPA

### ADVANTAGES OF SQUARE PAVER

A simple and popular paving solution, the Square paver is an economical paving range with a wide variety of applications. With a good resistance to load, Square pavers are commonly used for walkways and pathways that witness heavy pedestrian and light motor traffic. Easy to pack and ship, the Square shape offers great flexibility in design. From conservatories to courtyards, the Square is a beautiful and practical paving solution for most paving needs.

### PATTERN TYPES




### COLOUR OPTIONS



# PAVERS

## I-SHAPE PAVER



Dimension: 200 x 165 x 60/80mm

### TECHNICAL SPECIFICATIONS

Size (mm)	200 x 165 x 60
Density	2050
Water Absorb	<3%
1 Cubic Meter	379
1 Sq. Feet	3.34
1 Sq. Meter	35.97
Strength	>35 MPA

### ADVANTAGES OF I-SHAPE PAVER

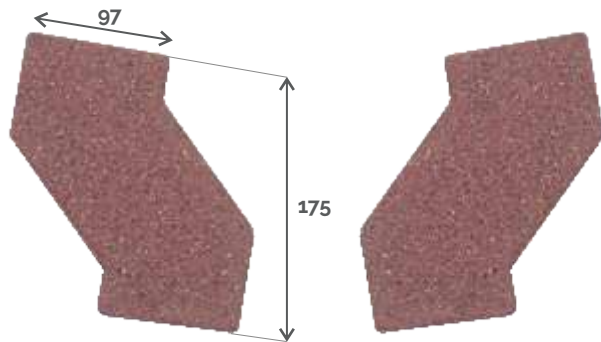
A tough, hardy paving solution for extreme conditions, the I-Shape paver is noted for its strength and stability. The structural shape of the I-Shape paver guarantees tremendous interlocking strength, making it an ideal paving solution for large scale industrial areas, warehouses and parking lots and other areas which bear heavy-duty vehicular traffic. An added advantage lies in the fact that the I-Shape requires little maintenance and is a hassle free paving solution come rain or shine.

### PATTERN TYPES



### COLOUR OPTIONS





Dimension: 175 x 97 x 60mm

### TECHNICAL SPECIFICATIONS

Size (mm)	175 x 97 x 60
Density	2050
Water Absorb	<3%
1 Cubic Meter	833
1 Sq. Feet	4.85
1 Sq. Meter	52
Strength	>35 MPA

### ADVANTAGES OF S-SHAPE PAVER

The super strong S-Shape paving system brings together the superior interlocking strength of the industrial paver and a stunning contemporary design in one unparalleled combination. S-Shape's strength and durability make it a perfect choice for heavy-duty applications such as industrial roadways, airports, container terminals, rail yards and car parks. Owing to the high strength concrete from which they are manufactured, S-Shape pavings design is inspired by nature thus survive well beyond normal life expectations, proving to be cost effective solution in the long term.

### PATTERN TYPES



### COLOUR OPTIONS







## ADVANTAGES OF GRASS PAVERS

Enhance the beauty of grass lawn or garden grass pavers. Can be used in parking lot walkways & pathways. The great thing about is that they allow the growth of grass & make them permeable, allowing rain water to soak in to ground.


Grass pavers are also perfect if you want to install something attractive in your drive way. The plant features break-up what would otherwise be a forbidding and unpleasant area of your garden. The appearance of grass pavers will also allow to suit a nearby lawn or grass verge.




Dimension: 400 x 400 x 60mm




Dimension: 475 x 310 x 80mm



Dimension: 600 x 400 x 60mm



Dimension: 330 x 330 x 120mm



Dimension: 300 x 300 x 120mm

# SPECIFICATIONS

TECHNICAL SPECIFICATIONS AS PER IS STANDARDS

## PAVERS

Description	As Per IS 15658 : 2006	Jyothi Values
Dimension tolerance		
Length	±2mm	±1mm
Width	±2mm	±1mm
Thickness	±3mm	±3mm
Chamfer	±1mm	±1mm
Squareness	±2mm	±2mm
Specified Compressive Strength	35-40 N/mm <sup>2</sup>	40 N/mm <sup>2</sup>
Water Absorption	<6%	<5%

## KERB STONES

Description	As Per IS 5758 : 1984	Jyothi Values
Dimension tolerance		
Length	±3mm	±2mm
Width	+1.5mm - 3mm	±2mm
Thickness	±3mm	±2mm
Water Absorption	<8%	<7%

## BLOCKS

Description	As Per IS 2185 Pt-I 2005	Jyothi Values
Dimension tolerance		
Length	±5mm	±1mm
Width, Height	±3mm	±2mm
Water absorption	<10%	<7%
Drying Shrinkage	<0.06%	<0.04%
Moisture Movement	<0.09%	<0.05%
Block density (Solid Blocks)	C>1800 kg/m <sup>3</sup>	>1800 kg/m <sup>3</sup>
Compressive Strength Solid Blocks	C=3.50,5.0 N/mm <sup>2</sup>	>5 N/mm <sup>2</sup>

## ASSOCIATED WITH



ASSOCIATION OF CONSULTING  
CIVIL ENGINEERS (INDIA)



Indian Concrete Institute

# OUR BUSINESS SEGMENTS

JYOTHI AGGREGATES, RMC & GRANITE

## Aggregates

Byraveshwara Crusher Company (**Jyothi Groups**) is a leader in the manufacture of a complete line of heavy-duty impact crushers, portable crushing and screening plants, jaw crushers, and conveyors for the concrete, asphalt, aggregate, and recycle markets. The company provides innovative, quality products and exceptional aftermarket service and support.

They deliver the highest production rates, highest quality, uniform spec product, and minimum down time for maximum profitability. No matter what the feed material or how tough the job, you can rely on Byraveshwara Crushers to provide extreme durability and portability.



## Ready Mix Concrete

Jyothi Conmix, is one of Bangalore's fastest growing ready mix concrete company with a strong presence in core construction solutions. They specialise in manufacture and production of high quality ready mix concrete through streamlined processes and quality control procedures - which empower customers by bringing innovation & sustainability to their construction. The company's inherent attributes of visioning and continual improvement helped shift focus towards R&D, thus modernising and expanding its capacity.




## Granite - Arista White

We would like to introduce ourselves as a leading manufacturer of granite in bangalore. M/s. RLR granite is an associate business of **Jyothi Groups** started in the year 2018 near Chittoor district in Andra Pradesh. We have established a clientele in the domestic and overseas market. Our clients include importers, wholesalers, retailers, builders, architects and home owners. As a quality conscious organisation, we believe in delivering quality products that adhere to international standards.



# OUR DELIGHTFUL CLIENTS: \_\_\_\_\_





#### **JYOTHI CONSTRUCTION & DEVELOPERS**

#6, 1st Cross, Subbanna Garden, Vijayanagar, Bangalore-560 040

#### **JYOTHI CONMIX**

Ready Mix Concrete

Sy No.132, Kumbalgud Industrial Area, Mysore Road, Kengiri Hobli,  
South Taluk, Bangalore-560074

#### **JYOTHI CONCRETE BLOCKS**

Sy No. 107/1, 107/2 & Sy No. 73, Koluru Village, Tavarekere Hubli,  
Mysore Road, Kengiri Hobli, South Taluk, Bangalore South Taluk

#### **JYOTHI STONE CRUSHERS**

Sy No. 26/P-55, Donnenahalli Village  
Bangalore South Taluk, Bangalore Urban District